

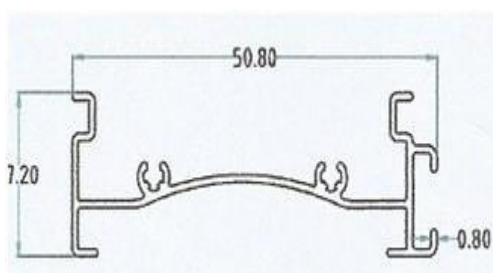
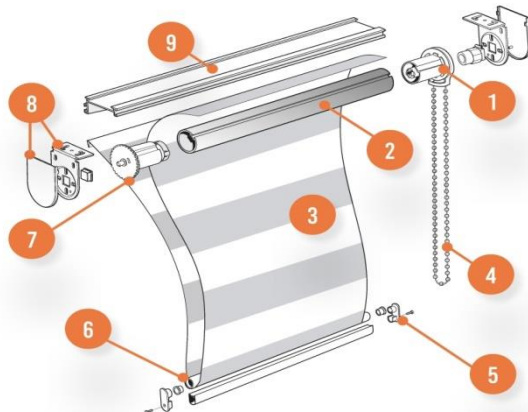


**SMART  
CONCEPT**  
L'Art de l'intérieur

## Fiche Technique STORE ENROULEUR ZEBRA

### Composition du store :

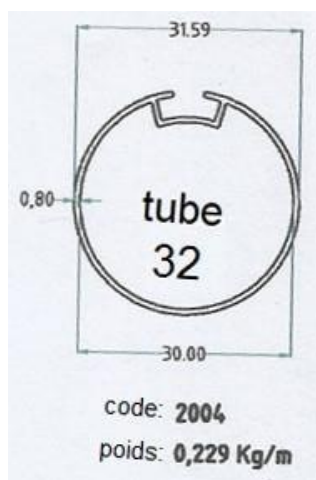
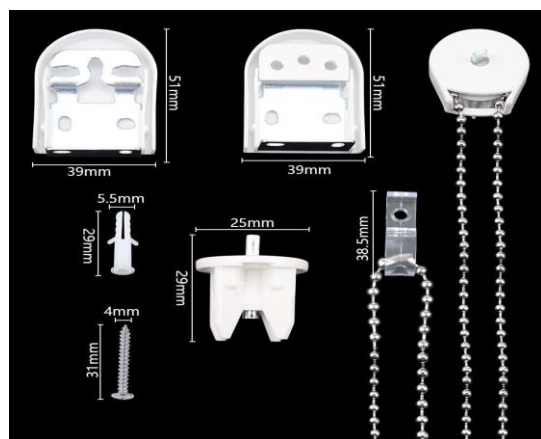
- Mécanisme de commande manuelle
- Tube
- Toile
- Chainette sans fin
- Bouchons de barre de charge
- Double barre de charge
- Opposé de commande
- Support et cache
- Profil arrière



**BARRE SANS CAGE**

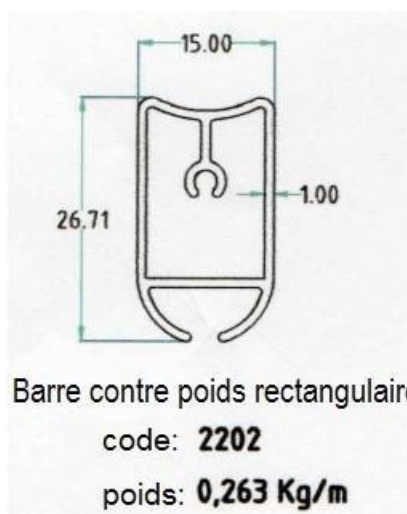
CODE: **2084**

POIDS: **0,261 Kg/m**



code: **2004**

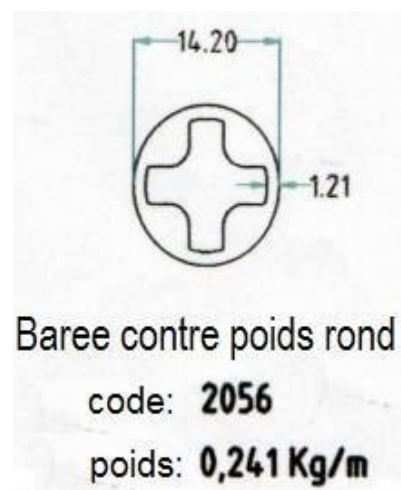
poids: **0,229 Kg/m**



Barre contre poids rectangulaire

code: **2202**

poids: **0,263 Kg/m**



Baree contre poids rond

code: **2056**

poids: **0,241 Kg/m**